

## LSSE PRINCIPAL PROMOTION



John R. Heyl, P.E., CPESC



Lawrence J. Lennon, Jr., P.E.



Shawn R. Wingrove, P.E.

LSSE's Managing Principals are pleased to announce that Lawrence J. Lennon, Jr., P.E., Shawn R. Wingrove, P.E. and John R. Heyl, P.E., CPESC have been named as Principals and Shareholders of the privately held corporation, LSSE Civil Engineers and Surveyors, effective December 15, 2023.

Larry, Shawn and John have played key roles in the firm's growth and are Unit Managers of the LSSE Environmental, Municipal and Site / Permitting Units respectively. They also serve as Client Managers for multiple LSSE clients.

In 2008, LSSE adopted a Strategic Business Plan (SBP) focused on LSSE becoming the standard bearer in the Western PA marketplace relative to Civil-Municipal, Civil-Environmental, Civil-Site Engineering and Surveying services. The promotion of Larry, Shawn and John is yet another step in that SBP goal by providing an opportunity for long-time senior staff members and leaders to become Shareholders of the firm.

John Heyl joined LSSE in 1996 after receiving a B.S. in Civil Engineering from Penn State University. He currently resides in Cecil Township, Washington County. John's experience includes Municipal Engineering, as well as Site Design, Project Management and Permitting responsibilities for projects ranging from 1 acre to 800 acres+ sites in multiple states. John's experience in western Pennsylvania included the majority of the development of the Westport Road interchange adjacent to Interstate 576.

After receiving a B.S. in Civil Engineering from Louisiana State University, Shawn Wingrove joined LSSE in 2012. Shawn and his wife Allison, sons Everett (2 years old) and newborn son Thatcher (born on January 13) live in Kennedy Township, Allegheny County. Shawn's experience includes review of subdivision, land development and zoning compliance for approximately 185 government/public agency clients including counties, boroughs, townships, water, sewer and re-development authorities. Mr. Wingrove has been instrumental in serving LSSE's clientele with respect to Municipal Separate Storm Sewer System (MS-4) compliance since enactment of the MS-4 program in 2003.

Lawrence J. Lennon, Jr. and wife Jenn, daughter Abbie and son Lawrence (Jack) reside in Pine Township, Allegheny County. Larry joined LSSE in 2001 after receiving a B.S. in Civil Engineering and Master of Environmental Engineering from Penn State University. Larry's engineering design and planning experience includes water treatment,

storage and distribution; wastewater collection, conveyance and treatment, stormwater collection and storage. Recently, Mr. Lennon's experience includes design, permitting, and construction phase services for interim, permanent and innovative nitrate removing water treatment plant technologies as well as a raw water supply transition from radial collector groundwater wells to surface water supply. Mr. Lennon also has considerable experience in wastewater treatment as well. Mr. Lennon has served on the Board of Directors for the Pittsburgh section of the American Society of Civil Engineers (ASCE) as well as supported the Pittsburgh Chapter of the Pennsylvania Society for Professional Engineers (PSPE) by serving as an environmental and hydraulic PE Exam review instructor.

LSSE, with the recent acquisition of the Senate Engineers in October 2023, currently serve approximately 185 municipalities, private commercial, institutional and industrial clients employing 156 people in its nine (9) offices, headquartered in Coraopolis, PA.



LSSE's steady growth is directly attributable to part of LSSE's Mission Statement, "Our operating plan turns on client satisfaction, corporate and individual career development ..." The promotion of Larry, Shawn and John to Principals and Shareholders reflects LSSE's commitment to continued success as it embarks on its 40th anniversary in 2025 and recognizes their leadership within individual departments as well as responsiveness to LSSE's client needs.

**EMPLOYEE SPOTLIGHT**

NEW HIRES:

**Allegheny County Office (Headquarters):**

Priscilla Riding; Clara Donahue; Nadine Wilson-Gloster; Don Sentner

**Beaver County Office (Branch):**

Adam White


**Harmar Office (Branch):**

Bryan Rodriguez



**MEMBERS OF THE LSSE FAMILY PERFORM IN THE NUTCRACKER**

In December 2023, Mollie Waldron (daughter of LSSE's IT Manager, Kurt Waldron) and Jenna Stanton (daughter of Managing Principal, Jason E. Stanton, P.E.) starred in Lincoln Park Performing Arts Center's production of Tchaikovsky's *The Nutcracker*. Mollie, sophomore, was part of the dance ensemble as a Snowflake / Dewdrop, while Jenna, 8th grader, danced as a Soldier / Pastry Chef. Both girls are dance majors at Lincoln Park Performing Arts Charter School and have performed in past productions at the Center.



*Way to go, Mollie and Jenna!*

**LSSE's NEWBORNS**

LSSE would like to congratulate...

Michael B. Vadas, P.L.S. and his wife welcomed their daughter, Maelyn Brightenti Vadas, on November 13, 2023.



Andrew G. Leslie and his wife welcomed their son, Hayes Timothy Leslie on December 21, 2023.



Shawn R. Wingrove, P.E. and his wife welcomed their son, Thatcher Joseph Wingrove on January 13, 2024.


CONGRATULATIONS ON YOUR LITTLE ONES!

**ADOPT A FAMILY 2023**

During the 2023 holiday season, LSSE participated in The Salvation Army's annual Adopt a Family program by sponsoring two families in need. Led by Emily A. Palmer, P.E., a group of LSSE staff members came together to support those families to have the best Christmas possible despite the hardships that they were facing.



*Thank you to Sandy and Tim for making the festive fall and winter displays for LSSE!*



*LSSE's Newly Weds*



CONGRATULATIONS TO THE NEWLYWEDS...

Jon and Lexus Smith got married in September 2023

We wish you all the best!

**FORT CHERRY DEVELOPMENT DISTRICT**  
**IMPERIAL LAND**

Beginning in 2017, on behalf of Imperial Land Corporation (ILC), LSSE began due diligence and conceptual master planning on ILC property located in Robinson Township, Washington County. This included surveying services for the approximately 1,000 acres and obtaining the NPDES permit including Erosion and Sedimentation Control Plans for the entire Phase 1 project area; located along the Southern Beltway (I-576), less than 15 miles southeast of the Pittsburgh International Airport. LSSE worked over the next 4 years with ILC to create an Overall Master Plan consisting of an estimated 6 million square feet of industrial, flex, office and ancillary commercial (e.g. neighborhood retail, lodging, restaurants). The Fort Cherry Development District is projected to generate nearly \$550,000,000 in private investment. In the fall of 2021, LSSE worked with ILC and Robinson Township to obtain Land Development and Subdivision approval for Phase 1 of the overall Development; the Campus Boulevard Development. In addition, LSSE obtained a PennDOT Highway Occupancy Permit and a PaDEP General Permit No. 5 for waterline installation, and a Sewage Facilities Planning Module Application Mailer for Phase 1 of the development. Phase 1 Construction of the roadway and infrastructure was completed in August of 2023 and consisted of 1,600 linear feet of roadway and associated utility infrastructure. Phase 1 of the development will service the first three developable pads capable of accommodating up to approximately 1,355,000 S.F. of light industrial and distribution space. LSSE is privileged to continue their 20-year partnership with Imperial Land Corporation and look forward to continuing to contribute to the Fort Cherry Development District.



*Aerial View of Fort Cherry Development*

**LSSE NOW HAS DRONE SERVICES**

LSSE now has the capability to perform drone services.

Following is a recent photo from a drone survey that LSSE provided for a client. Stay tuned for more details and future newsletter articles regarding this new service.



*Aerial View of Pine Township Athletic Field*

**GRANTS AND FUNDING UPDATE**

We are pleased to announce recent funding awards totaling **\$29,883,825** to our clients:

- **Pennsylvania Department of Conservation and Natural Resources (DCNR) - \$160,900.00**
- **H2O PA Grant - \$10,103,865.00**
- **PA Small Water and Sewer Program - \$8,048,393.00**
- **Allegheny County Gaming Economic Development & Tourism Fund (GEDTF) - \$1,422,840.00**
- **Commonwealth Financing Authority - Act 13 Programs - Greenways, Trails and Recreation (GTR) - \$1,757,827.00**
- **PENNVEST:**
  - **Grant: \$ 4,245,927.00**
  - **Loan: \$ 4,144,073.00 - 1% - 30 Yrs**

Please feel free to contact Emily A. Palmer, P.E. (epalmer@lsse.com) or Joshua R. Callender, E.I.T. (jcallender@lsse.com) with any questions or for additional information.



## A LOOK INTO LSSE'S LANDSCAPE ARCHITECTURE & PLANNING SERVICES

Everyone of LSSE's clients has a dedicated Client Manager, and each Client Manager collaborates with the Civil-Site / Civil Municipal Unit professionals to address site design and land development questions. This unit is comprised of Engineers, Landscape Architects and Planners. As with all professions there is significant overlap between the professions; and while each professional can perform the tasks of the other, there are key differences in education, training and expertise. While most of our clients are familiar with our engineering capabilities, our Landscape Architects and Planners have additional skills that can add value to a project.

American Society of Landscape Architecture (ASLA) describes Landscape Architecture as follows: "Landscape Architecture involves the planning, design, management, (and construction) of the built and nurturing of the natural environments. With their unique skill set, landscape architects work to improve human and environmental health in all communities. They plan and design parks, campuses, streetscapes, trails, plazas, residences, (development sites), and other projects".

Landscape Architects also plan but with a narrower focus as to how a project will fit a specific location and how to manage its impact on the environment. Like a Civil Engineer, a Landscape Architect has the expertise to take a project from site analysis through design development to final construction. However, Landscape Architects, have a deeper knowledge of plant material and provide additional consideration of aesthetic design considerations (hardscape and plantings) to enhance a project.

The LSSE Landscape Architecture team provides the following services: site analysis; feasibility studies; preliminary design alternatives; specifying of landscape, hardscape, site amenities; wayfinding and signage; cost estimates; capital programming; budgeting and grant acquisition.


American Planning Association (APA) describes Planning as follows: "The goal of planning is to maximize the health, safety, and economic well-being of all people living in our communities. This involves thinking about how we can move around our community, how we can attract and retain thriving businesses, where we want to live, and opportunities for recreation. Planning helps create communities of lasting value."

Planners take a broad view of each project and look at how the parts of a community — residential and commercial areas, infrastructure and open spaces fit together, like pieces of a puzzle, to support the cultural and economic goals. Planners assess the current conditions and imagine the future: how a community will grow and change, and what needs to be done now, to manage that growth and fund the future. This future vision and implementation strategy is often incorporated into a Comprehensive Plan, and can be the basis for Municipal decision making.

For our clients, LSSE's Planners offer the following services: Community engagement workshops and surveys (in-person, web-based); comprehensive planning; master planning; infrastructure, parks & open space master plans; Active Transportation planning (vehicular, bicycle and pedestrian facilities); wayfinding plans; capital programming; budgeting; grant acquisition; zoning map, ordinance and SALDO updates; MPC guidance; development reviews; code reviews and feasibility studies and development narratives and regulations.

Our Planners and Landscape Architects have experience designing and implementing LEED, and Sustainable Sites rating systems and have implemented Active Transportation and Complete Streets policies, programs and built infrastructure.

We would welcome the opportunity to meet and discuss your next opportunity.



LSSE • Rabell • Senate

**Managing Principals:**

Kevin A. Brett, P.E.  
Ned Mitrovich, P.E.  
Jason E. Stanton, P.E.

**Principals:**

John R. Heyl, P.E., CPESC  
Lawrence J. Lennon, Jr., P.E.  
Shawn R. Wingrove, P.E.

**Markets Served:**

Municipal  
Commercial  
Institutional  
Industrial  
Residential  
Utilities and Energy

**Services Provided:**

Civil - Site  
Water and Wastewater Facilities  
Stormwater Management and Facilities  
Surveying  
Geographic Information Services (GIS)  
Landscape Architecture - Planning  
Grants Procurement / Administration

**LSSE**

Headquarters Office:  
846 Fourth Avenue  
Coraopolis, PA 15108  
P: (412) 264-4400  
F: (412) 264-1200

Westmoreland County Branch Office:  
4534 Route 136, Suite 9  
Greensburg, PA 15601  
P: (724) 837-1057  
F: (412) 264-1200

Franklin County Branch Office:  
5980 Wilcox Place, Suite J  
Dublin, OH 43016  
P: (614) 395-1661  
F: (412) 264-1200

Beaver County Branch Office:  
150 Pleasant Drive, Suite 204  
Aliquippa, PA 15001  
P: (412) 264-4400  
F: (412) 264-1200

**Rabell Surveying and Engineering,  
A Division of LSSE**

Erie County Branch Office:  
10560 Walnut Street  
Albion, PA 16401  
P: (814) 756-4384  
F: (814) 756-5638

**Senate Engineers and Surveyors,  
A Division of LSSE**

**Allegheny County and Washington  
County Branch Offices:**

Harmar Township  
420 William Pitt Way  
Pittsburgh, PA 15238  
P: (412) 826-5454  
F: (412) 826-5458

Borough of White Oak  
1203 Long Run Road  
White Oak, PA 15731  
P: (412) 664-7125  
F: (412) 664-1139

Armstrong County Branch Office:  
250 S. Jefferson Street  
Kittanning, PA 16201  
P: (724) 548-1770  
F: (724) 548-1203

Washington County Branch Office:  
30 South Main Street, Suite 203  
Washington, PA 15301  
P: (724) 228-6446  
F: (412) 222-2115

LSSE News is published for the benefit of our clients, associates and friends.



www.lsse.com | info@lsse.com